

POWER TRANSMISSION BELTING



High Performance Link Belting for Power Transmission Applications

PowerTwist Drive Link Belting for Power Transmission Applications



As a long-lasting upgrade to rubber belts, PowerTwist Drive Link Belting combines the performance of a rubber belt with additional cost-saving benefits:

Reduced Maintenance


- Fast, Easy Installation – twist lock design is made to length by hand
- Fit and Forget – no need to re-tension
- Drops right in to existing equipment

Longer Belt Life



- Withstands extreme temperatures -40°F to +240°F (-40°C to +116°C)
- Unaffected by oil, grease, water and common industrial solvents
- High resistance to abrasion and shock loads

Simple Inventory Management

- Less money tied up in spare endless belts
- Always have the right belt length on hand
- Available in red classical V and blue wedge profiles



Attribute	PowerTwist Drive	Rubber Belts
Installation	Make to any length by hand and roll on existing equipment	Requires adjustments to the pulleys and motor base
Re-Tensioning	No-Retensioning required	Requires multiple retensions
Inventory Management	One box covers multiple belt lengths – Any belt, any time	Multiple endless belts required to cover all drives
Drive Vibration	Individual links dissipate transmitted vibration	Continuous tension cord carries drive vibration
Temperature Range	-40°F to 240°F (-40°C to 116°C)	-30°F to 153°F (-34°C to 67°C)
Chemical Resistance	Unaffected by oil, grease, and common industrial solvents	Continued exposure reduces belt life
Abrasion	High resistance	Low resistance
Fixed and Captive Drives	Assemble in place without moving components	Requires substantial equipment teardown

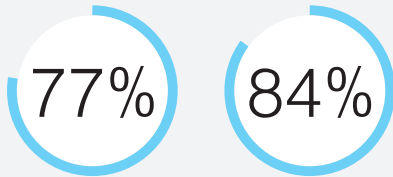


Cost savings you can count on

PowerTwist Drive delivers a low cost of ownership through reduced downtime, longer belt life, and less inventory. On average PowerTwist Drive provides the following cost reductions when compared to rubber belts:

Fans/Blowers

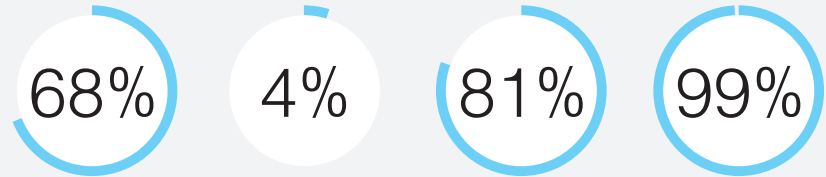
HVAC, Data Centers, Agricultural



77% reduction in operating costs
84% reduction in associated labor hours

Power Transmission

Mining/Aggregate/Cement, Forestry, Metal Manufacturing, General Industry



68% reduction in operating costs
4% reduction in energy costs
81% reduction in associated labor hours
99% reduction in downtime costs

PowerTwist Drive Product Selection

Classical V

Cross Section*	Nominal Width		Part Numbers				Minimum Pulley Diameter		Ride Height Above Rim			
	inches	mm	25'	100'	10m	30m	inches	mm	Min (in.)	Max (in.)	Min (mm)	Max (mm)
3L	3/8		0405010	0408010			2.00		0.12	0.17	3.0	4.2
Z/10		10			0410020	0418023		45	0.14	0.20	3.6	5.2
A/13	1/2	13	0405030	0408030	0410030	0418033	3.00	80	0.08	0.16	2.1	4.0
B/17	5/8	17	0405050	0408050	0410050	0418053	5.00	125	0.14	0.22	3.4	5.6
C/22	7/8	22	0405070	0408070	0410070	0418073	9.00	229	0.07	0.22	1.8	5.6
D/32	1-1/4	32	0405090	0408090	0410090	0418093	13.2	335	0.08	0.21	2.0	5.3

* 3L and A/13 are also available in 5' and 2m sleeves. B/17 is available in 6' and 2m Sleeves

Wedge

Cross Section	Nominal Width		Part Numbers				Minimum Pulley Diameter		Ride Height Above Rim			
	inches	mm	25'	100'	5m	20m	inches	mm	Min (in.)	Max (in.)	Min (mm)	Max (mm)
3V	3/8	10	0460025	0460000			2.65		0.18	0.30	4.5	7.5
5V	5/8	17	0460125	0460100			5.5		0.20	0.44	5.0	11.0
SPZ		10			0460616	0460666		67	0.18	0.30	4.5	7.5
SPA		13			0460716	0460766		90	0.16	0.41	4.1	10.3
SPB		17			0460816	0460866		140	0.20	0.44	5.0	11.0

Round

Cross Section*	Part Numbers		Minimum Pulley Diameter			
	25'	100'	30m	inches	mm	
5/16"	8mm	04051050	04081050	04191050	2.0	51
3/8"	10mm	04051060	04081060	0419110	3.0	76
1/2"	13mm	04051040	04081040	0419120	3.0	76
9/16"	14mm	04051070	04081070	04151070	5.5	140
3/4"	19mm		04081080	0415110	8.5	216

* Round profiles may require re-tensioning



Fast Fit T-Link Belts



SuperTLink Wedge Belts

- Alternative to twist lock design, using metal studs
- Fast, easy installation
- High resistance to harsh operating conditions
- Reduced vibration and noise



Cross Section	Nominal Width		Part Numbers				Minimum Pulley Diameter		Ride Height Above Rim			
	inches	mm	25'	100'	5m	20m	inches	mm	Min (in.)	Max (in.)	Min (mm)	Max (mm)
3V	0.45	11	0407025	0407100			2.8		0.18	0.40	4.6	10.0
5V	0.66	17	0417025	0417100			5.5		0.06	0.20	1.4	5.1
SPZ		12			L02Z5N	L02Z20N		71	0.18	0.40	4.6	10.0
SPA		13			L02A5N	L02A20N		90	0.14	0.36	3.6	9.1
SPB	0.66	17			L02B5	L02B20		140	0.06	0.20	1.4	5.1
SPC		22			L02C5	L02C20		224	0.05	0.33	1.3	8.4

TLink Installation Tool: L02NT10 (10pk)



NuTLink V Belts

- Alternative to twist lock design, using metal studs
- Fast, easy installation
- High resistance to harsh operating conditions
- Reduced vibration and noise



Cross Section	Nominal Width		Part Numbers		Minimum Pulley Diameter		Ride Height Above Rim			
	inches	mm	5m	20m	inches	mm	Min (in.)	Max (in.)	Min (mm)	Max (mm)
Z/10		10	L01Z5	L01Z20		45	0.06	0.18	1.6	4.6
A/13	1/2	13	L01A5	L01A20	3.00	80	0.08	0.31	2.0	7.8
B/17	5/8	17	L01B5	L01B20	5.00	125	0.09	0.37	2.2	9.3
C/22	7/8	22	L01C5	L01C20	9.00	229	0.00	0.23	0.1	5.8

TLink Installation Tool: L02NT10 (10pk)